Downloaded from Arrow.com.

THIS COPY IS PROVIDED ON A RESTRICTED BASIS AND IS NOT TO BE USED IN ANY WAY DETRIMENTAL TO THE INTERESTS OF PANDUIT CORP.

B

PANDUIT P/N	WEIGHT
CF3	.39 LB / 100 PCS [178g / 100 PCS]

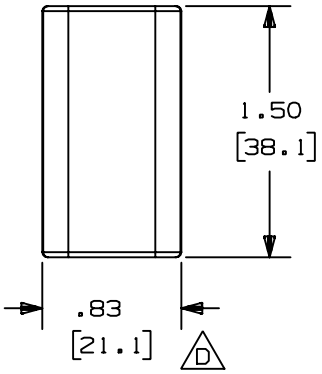

NOTES:

1. SEE CURRENT CATALOG FOR ADDITIONAL PART SUFFIXES TO INDICATE COLOR AND OR PACKAGE QUANTITY.
2. DIMENSIONS IN PARENTHESIS ARE IN METRIC

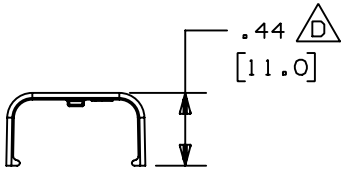



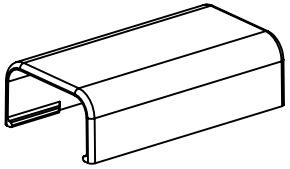

CAD FILENAME/LAYERS C D34019BA_DC_CF3_01B.PRT

PANDUIT CORP. TINLEY PARK, ILLINOIS

COUPLING FITTING (CF3)

CUSTOMER DRAWING

REV	DATE	BY	CHK	DESCRIPTION	ECN	-	R	CUST	SUP
3	07-02-02	JHNU	RMHI	E. REVISED MATERIAL IN DRAWING TITLE BLOCK.	34019-10	RGRO	RGRO		
-	--------	----	---	D. REVISED DIMENSION	--------	---	---		
2	08-25-00	REWE	HIW	C. ADDED CAD FILE NAME B. REVISED AND REDRAWN	34019-10	HIW	HIW		
1	11-24-87	LDB	WJB	A. ADDED PARTS CF3EI AND CF3LI	34019-10	WJB			
R	06-11-86	RN	WJB	RELEASED TO PRODUCTION	34019-10	WJB			

UNLESS OTHERWISE SPECIFIED, DIMENSIONAL TOLERANCES ARE:
(.X) ± (.XXX) ± .005
(.XX) ± .010 ANGLES ± 1°

UNLESS OTHERWISE SPECIFIED, ALL DIMENSIONS ARE GIVEN IN INCHES, THIRD ANGLE PROJECTION.

DRAWN BY: RN
DATE: 06-04-86
CHK'D: WJB

MAT'L: ABS E

SCALE: NONE
DRAWING NO.: 34019-10
DWG SIZE: A