

D Sub

Plug Connector

8200 Series



118

IMPORTANT NOTICE TO PURCHASER

ALL STATEMENTS, TECHNICAL INFORMATION AND RECOMMENDATIONS CONTAINED HEREIN ARE BASED ON TESTS WE BELIEVE TO BE RELIABLE, BUT THE ACCURACY OR COMPLETENESS THEREOF IS NOT GUARANTEED, AND THE FOLLOWING IS MADE IN LIEU OF ALL WARRANTIES, EXPRESSED OR IMPLIED:

SELLER'S AND MANUFACTURER'S ONLY OBLIGATION SHALL BE TO REPLACE SUCH QUANTITY OF THE PRODUCT PROVED TO BE DEFECTIVE. NEITHER SELLER NOR MANUFACTURER SHALL BE LIABLE FOR ANY INJURY, LOSS OR DAMAGE, DIRECT OR CONSEQUENTIAL, ARISING OUT OF THE USE OF OR THE INABILITY TO USE THE PRODUCT. BEFORE USING, USER SHALL DETERMINE THE SUITABILITY OF THE PRODUCT FOR HIS INTENDED USE, AND USER ASSUMES ALL RISK AND LIABILITY WHATSOEVER IN CONNECTION THEREWITH. NO STATEMENT OR RECOMMENDATION NOT CONTAINED HEREIN SHALL HAVE ANY FORCE OR EFFECT UNLESS IN AN AGREEMENT SIGNED BY OFFICERS OR SELLER AND MANUFACTURER.

Date Issued: September 12, 1997

TS-0234-17
Sheet 1 of 3

Physical

Insulation

Material: Glass Filled Polyester (PBT)
Flammability: UL 94V-0
Color: Gray

Contact

Material: Copper Alloy
Plating
Underplate: 100 μ " (1.27 μ m) Nickel — QQ-N-290, Class 2
Wiping Area: 30 μ " (0.76 μ m) Gold — MIL-G-45204, Type II, Grade C

Shell

Material: Steel
Plating: Tin
Strain Relief Material: Stainless Steel .016 (0.40) Thick
Wire Accommodation: 26 & 28 AWG Solid or Stranded
Marking: 3M Logo & Contact Position Numbers

Electrical

Current Rating: 1 A
Insulation Resistance: $> 1 \times 10^9 \Omega$ at 500 VDC
Withstanding Voltage: 1000 Vrms at Sea Level

Environmental

Temperature Rating: -55° to $+105^\circ$

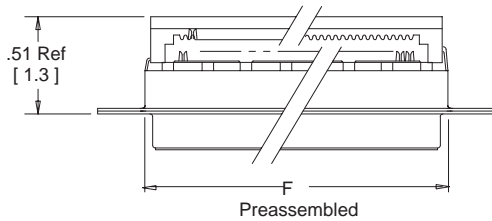
UL File No.: E68080

3M Electronic Products Division

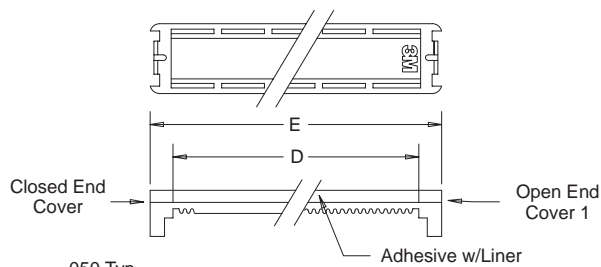
6801 River Place Blvd.
Austin, TX 78726-9000

For technical, sales or ordering information call
800-225-5373

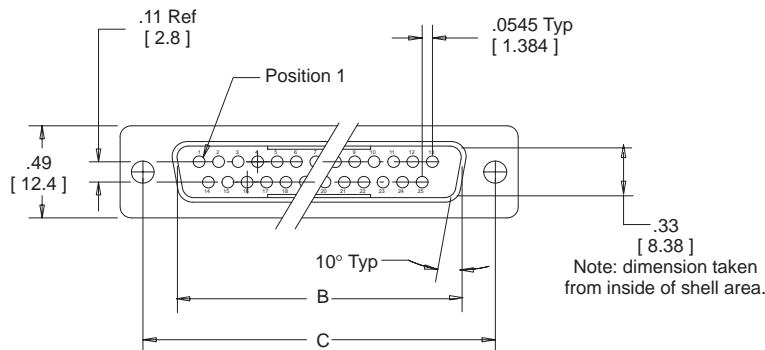
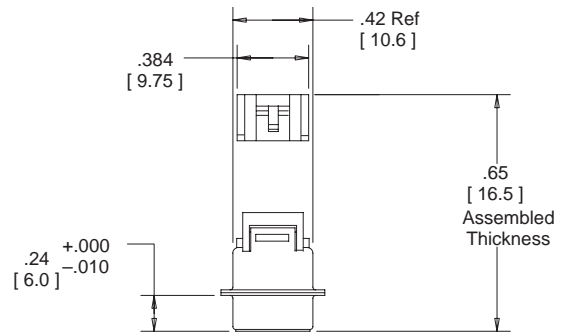
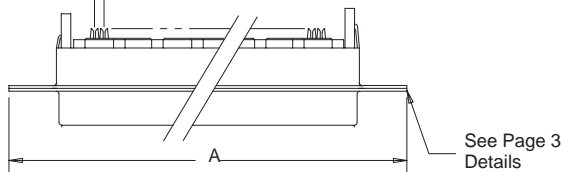
Contact Quantity	Dimensions					
	A	B	C	D	E	F ± .008
09	1.23 [31.2]	.67 [17.0]	.98 [24.9]	.46 [11.7]	.67 [17.0]	.70 [17.7]
15	1.56 [39.6]	1.00 [25.4]	1.31 [33.3]	.76 [19.3]	.99 [25.2]	1.03 [26.2]
25	2.10 [53.3]	1.54 [39.1]	1.85 [47.0]	1.27 [32.3]	1.54 [39.1]	1.57 [39.9]
37	2.74 [69.6]	2.18 [55.4]	2.50 [63.5]	1.87 [47.5]	2.19 [55.6]	2.22 [56.4]



Note: Preassembled closed cover on Pin 1 side of connector.



.050 Typ
[1.27]



Inch
[mm]

Tolerance Unless Noted			
	.0	.00	.000
Inch	± .1	± .01	± .005

[] Dimensions for Reference only

Ordering Information

Connector 82XX-X00X

Contact Quantity

Cover Style:

- 6 = Open Cover
- 7 = Closed Cover
- 8 = Open Cover, W/O Adhesive, Preassembled
- 9 = Closed Cover, W/O Adhesive, Preassembled

Mounting Style:
0 = Standard
3 = English
4 = Metric

Strain Relief (Order Separately) 3448-8DXXA

- 09 = 9 Position
- 15 = 15 Position
- 25 = 25 Position
- 37 = 37 Position

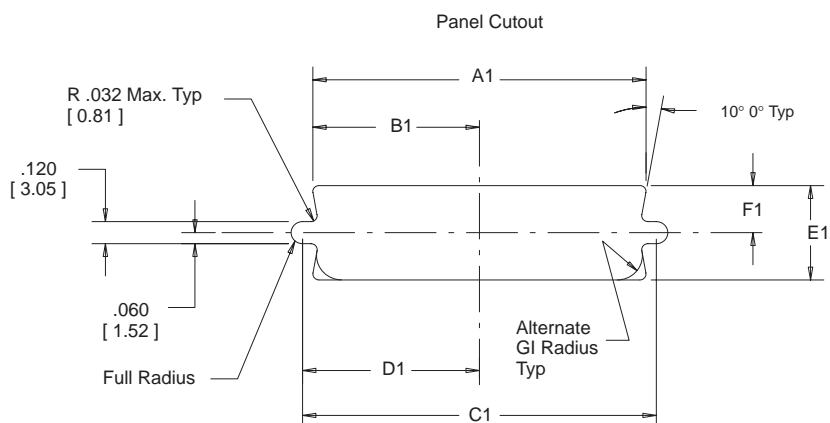
TS-0234-17
Sheet 2 of 3

D Sub Plug Connector

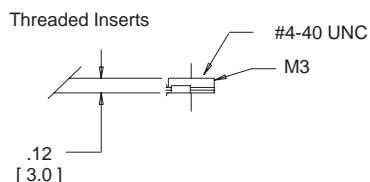
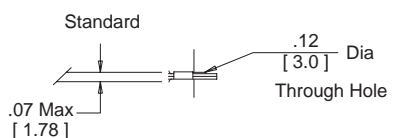
8200 Series

Mounting Method*	Contact Quantity	Dimensions						
		A1	B1	C1	D1	E1	F1	G1
Front	9	.87 [22.0]	.44 [11.2]	.98 [24.9]	.49 [12.5]	.51 [13.0]	.26 [6.6]	.12 [3.1]
	15	1.20 [30.5]	.60 [15.2]	1.31 [33.3]	.66 [16.8]			
	25	1.74 [44.2]	.87 [22.1]	1.85 [47.0]	.93 [23.6]			
	37	2.39 [60.7]	1.20 [30.5]	2.50 [63.5]	1.25 [31.8]			
Rear	9	0.81 [20.6]	.40 [10.2]	.98 [25.0]	.49 [12.5]	0.45 [11.4]	0.22 [5.8]	.12 [3.1]
	15	1.13 [28.7]	.57 [14.5]	1.31 [33.3]	.66 [16.8]			
	25	1.67 [42.4]	.84 [21.3]	1.85 [47.0]	.93 [23.6]			
	37	2.33 [59.2]	1.16 [29.5]	2.50 [63.5]	1.25 [31.8]			

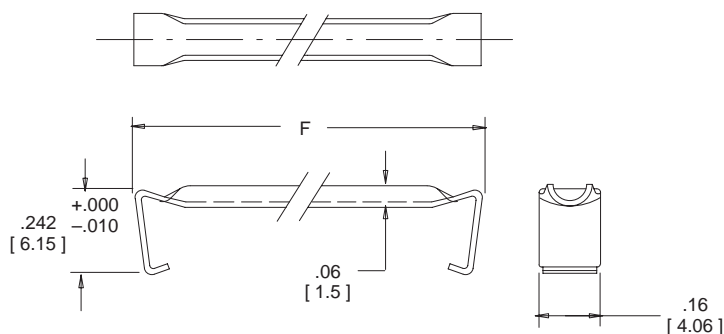
* Front Mount—The connector is mounted in front of the panel.
Rear Mount—The connector is mounted behind the panel.



Mounting Styles



Strain Relief (Order Separately or with Connector)



TS-0234-17
Sheet 3 of 3

3M Electronic Products Division

6801 River Place Blvd.
Austin, TX 78726-9000

For technical, sales or ordering information call
800-225-5373